

2022



SUBARU
ALL-WHEEL DRIVE



WRX

WRX
2.4 TURBO

WRX

THEY DON'T MAKE 'EM LIKE THIS ANYMORE



The Next Generation WRX is packing a larger capacity 2.4L Turbocharged Boxer engine which delivers 270 horsepower via the Variable Torque Distribution and control of Subaru All-Wheel Drive. With Subaru Performance Transmission and an 8-speed paddle shift you'll feel faster shifting and better downshift blipping control, or opt for the

6-speed manual transmission for ultimate control. Every WRX Premium features the new aggressively aerodynamic design, new driver and front passenger bucket seats, 18" alloys, and 11.6" infotainment centre. The tS model (tuned by STI) adds STI interior design features, electronic control dampers, and Drive Mode Select for a personalised driving experience.

WE STILL DO.

WHAT MAKES IT A SUBARU

On New Zealand roads we expect the unexpected. Whether that's unexpected road surfaces, conditions, or the odd wayward sheep, every Subaru comes fully-equipped to handle it.

SCAN TO DISCOVER WHAT'S UNIQUE ABOUT SUBARU



SYMMETRICAL ALL-WHEEL DRIVE

Given the roads Kiwi drivers have to contend with, our Symmetrical All-Wheel Drive system is an indispensable feature for getting around in NZ.

The way it works is simple – as soon as your Subaru senses a loss of traction in any of the four wheels, it instantly transfers that power to the other wheels that still have grip, giving them the extra oomph to get you out of trouble. It happens so seamlessly you probably won't even notice it, you'll just feel that famous Subaru handling.

Delivering confidence & control


Most cars only distribute power to two wheels, while Subaru's All-Wheel Drive system delivers targeted power to all four wheels simultaneously, giving you twice the grip capacity.

Standard on all NZ new Subarus

We believe in All-Wheel Drive so much that it comes standard in every new Subaru sold through our Authorised Subaru Centres. The way we see it, with NZ's diverse conditions, anything less is sub-standard.

Engineered for perfect balance

For nearly 50 years our engineers have been perfecting a platform that is symmetrical, creating an innate sense of balance, with a lower centre of gravity, for greater stability around corners and a smoother power delivery.



EYESIGHT® TECHNOLOGY*

Eyesight® is Subaru's award-winning system of cameras and clever computing that acts as your second pair of eyes. It provides a host of safety and driver convenience features. And comes standard in all automatic Subarus.

It uses three-dimensional images captured by cameras mounted at the top of the windscreen to monitor the road, and other road users ahead of you. It can do everything from recognising and preventing potentially dangerous situations to making heavy traffic a bit less tedious.



EyeSight Features:

- Pre-collision brake, brake assist and throttle management
- Adaptive cruise control
- Lead vehicle start alert
- Lane sway and lane departure warning
- Lane keep assist
- Autonomous emergency steering
- Lane centring function
- Speed sign recognition

*EyeSight technology not available on manual transmission WRX.

BOXER ENGINE

Every Subaru has another hidden advantage over ordinary cars: its distinctive 'flat' Boxer engine. Horizontally opposed pistons are balanced with the punching action of two boxers, hence the name, and allow for a lower profile engine. When combined with the AWD platform, every Subaru handles like a dream. And the Boxer engine benefits the driver in other ways too.

Lower centre of gravity. More control.


Designed to sit horizontally in the engine bay, the iconic Boxer gives you a low centre of gravity for better handling, balance, and a smoother drive.

More power. Less vibration.

The evenly balanced forces of the engine produce more torque with less vibration. And with less vibration, comes less noise, and greater cabin comfort.


Flatter engine layout. Higher level of safety.

Perhaps most importantly of all, if a severe frontal collision occurs, due to its low position, the engine will slide below the cabin – not into it.



2.4L TURBOCHARGED BOXER ENGINE

The next generation WRX features an all-new 2.4L Direct Injection Turbocharged Boxer engine for quicker, more powerful and responsive acceleration. The engine produces a massive 202kW of power at 5600rpm, as well as 350Nm of torque at 2000-5200rpm.



DRIVE MODE SELECT

Available in the tS models, Drive Mode Select makes your WRX, yours. With a range of customisable aspects to the driving experience it gives you total control of your WRX and its drive characteristics. This new feature enables you to set up the steering feel, throttle responsiveness, electrically controlled dampers, and other key functions for a personalised driving experience.



CONNECTIVITY

With a spectacular 11.6" tablet like touch screen, the infotainment system comes complete with Apple CarPlay™ and Android Auto™ making device connectivity seamless. Satellite Navigation is also standard across the WRX range.



5-STAR SAFETY

For us, safety isn't optional, and it shouldn't be for you either. That's why we've engineered every Subaru to achieve an ANCAP 5-star safety rating, the highest possible.



SUBARU INTELLIGENT DRIVE

SI-DRIVE regulates key engine functions which enables the driver to choose from three distinctive driving modes on selected models: **Intelligent (I)** Mode for everyday city driving and optimised fuel efficiency, or **Sport (S)** Mode for highway driving, enhanced acceleration and consistent power delivery. To take driving to the next level, shift to **Sport Sharp (S#)**.

SMART KEY & REAR POWERED GATE

For ultimate convenience, every WRX comes with a Smart Key that enables Push Button Start and keyless entry. The WRX GT Premium and WRX GT tS models also feature a Rear Powered Tailgate that can be opened with the hands-free sensor. Simply place your arm next to the badge while holding the keys. Ideal for when your hands are full.



SUBARU PERFORMANCE TRANSMISSION

Subaru's newly developed Sport Lineartronic gearbox, now with a variable torque distribution center differential, and sports shifting control, delivers 30% faster upshifts and 50% faster downshifts, utilizing adaptive shift control to perform rev-matching downshifts when braking. This adaptive shift control maintains the ideal ratio when cornering and helps aid faster exits on corners. New ratio revisions to the lower gears have improved acceleration, while the total ratio coverage has also been expanded. And it now offers automatic downshift blipping control and an 8-speed manual mode with advanced shift logic taking WRX to a whole new level.

SCAN TO DISCOVER WHAT'S UNIQUE ABOUT WRX



SUBARU VISION ASSIST


With driver warnings, extra camera angles, and clever features, Subaru Vision Assist gives you extra confidence whether it's changing lanes, or parking in a tight spot. It features:

- Blind spot monitor
- Lane change assist
- Rear cross traffic alert
- Adaptive driving beam
- Side view monitor
- Front view monitor
- Reverse automatic braking*

*Some features are only available on certain models.

EXTRA DRIVER MONITORING SYSTEM

The Driver Monitoring System adds further convenience and safety to every drive. Using a driver facing camera and facial recognition technology it knows who is driving and can look out for driver fatigue.



Driver personalisation – Your Subaru can recognise you (and four others) and adjust to your personal preferences, including: driver's seat position, preferred door mirror angle, Multi-Function Display settings, air conditioning settings, and other instrument cluster displays. (Even driver specific fuel efficiency stats for the competitive families.)

Driver drowsiness warning – can detect if the driver is dozing or getting drowsy and offer a warning. (Drowsiness is recognised by calculating the time ratio the driver's eyes are closed.)

Wandering gaze warning – warns both passengers and the driver through a visual and audio alert if the driver continues to look away from the road ahead.

MODELS



WRX 2.4T PREMIUM



STANDARD FEATURES INCLUDE:

- + 2.4L Direct Injection Turbocharged Boxer Engine
- + 202kW / 350Nm
- + 6 Speed Manual or Subaru Performance Transmission
- + Symmetrical All-Wheel Drive
- + 11.6" Touch Screen
- + Harman Kardon Speakers
- + Apple CarPlay and Android Auto
- + Front and Side View Monitors
- + Satellite Navigation
- + Blind Spot Monitoring
- + Rear Cross Traffic Alert
- + Lane Centring Assist
- + Driver Monitoring System with Facial Recognition
- + Ultrasuede and Synthetic Leather Trim
- + Leather Steering Wheel and Gear Shift
- + 10 Way Drivers Seat and 8 Way Passenger Seat
- + Electric Sunroof
- + 18" Alloy Dark Grey Wheels
- + Fourth Generation EyeSight including Lane Centring Function, Speed Sign Recognition and Lane Departure Warning with Steering Vibration (auto only)
- + Black Wheel Arch Mouldings
- + Passenger Seat Cushion Airbag
- + Rain Sensing Wipers and Dusk Sensing Headlights

WRX 2.4T tS



ADDS TO THE FEATURES OF WRX 2.4T PREMIUM:

- + Drive Mode Select, Allowing Drivers to Customise Key Aspects of the Driving Experience
- + Electronic Control Dampers
- + Unique 18" Alloy Wheels
- + STI Steering Wheel
- + STI Badging on Instrument Cluster
- + Exterior tS Badge
- + Subaru Performance Transmission Only

WRX

GT PREMIUM



STANDARD FEATURES INCLUDE:

- + 2.4L Direct Injection Turbocharged Boxer Engine
- + 202kW / 350Nm
- + Subaru Performance Transmission
- + Symmetrical All-Wheel Drive
- + 11.6" Touch Screen
- + Apple CarPlay and Android Auto
- + Front and Side View Monitors
- + Satellite Navigation
- + Blind Spot Monitoring
- + Rear Cross Traffic Alert
- + Lane Centring Assist
- + Driver Monitoring System with Facial Recognition
- + Leather Upholstery
- + Leather Steering Wheel and Gear Shift
- + 10 Way Drivers Seat and 8 Way Passenger Seat
- + Electric Sunroof
- + 18" Alloy Wheels
- + Fourth Generation EyeSight including Lane Centring Function, Speed Sign Recognition and Lane Departure Warning with Steering Vibration (auto only)
- + Passenger Seat Cushion Airbag
- + Rain Sensing Wipers and Dusk Sensing Headlights
- + Powered Rear Tailgate with Handsfree Badge Sensor

WRX

GT tS



ADDS TO THE FEATURES OF WRX GT PREMIUM:

- + Drive Mode Select, Allowing Drivers to Customise Key Aspects of the Driving Experience
- + Electronic Control Dampers
- + Unique 18" Alloy Wheels
- + Ultrasuede and Synthetic Leather Trim
- + STI Steering Wheel
- + STI Badging on Instrument Cluster
- + STI Branded Rear Mufflers
- + Exterior tS Badge

ACCESSORIES

Your Subaru isn't complete until you make it 'your Subaru'. So pick the accessories that will make it perfectly equipped for your lifestyle. You can find more accessory options at subaru.co.nz/accessories

SEDAN



Sports Grille



Weather Shield



Cargo Tray

WAGON



Sports Grille



Weather Shield



Cargo Tray

EXTERIOR COLOURS

All colours are available as of this date, however available colours may change in the future. Always check with your Authorised Subaru Centre regarding colour availability of your selected model before purchase.

*Solar Orange Pearl only available on WRX 2.4T sedan models. Crystal White Pearl only available on WRX GT wagon models.



Ice Silver Metallic



Magnetite Grey Metallic



Crystal Black Silica



Ceramic White




Solar Orange Pearl*



Ignition Red



Sapphire Blue Pearl

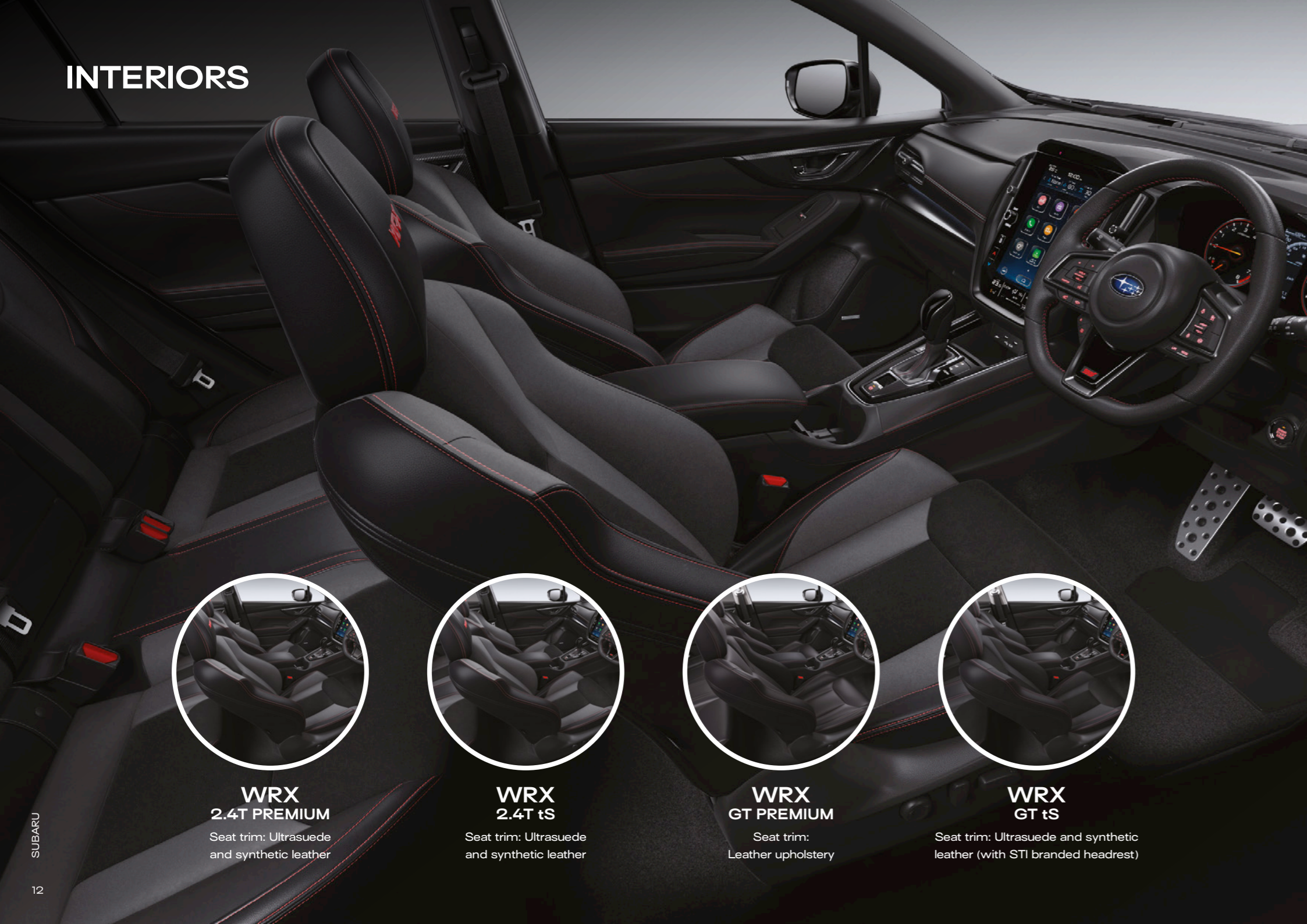


WR Blue Pearl



Crystal White Pearl*

INTERIORS



**WRX
2.4T PREMIUM**
Seat trim: Ultrasuede
and synthetic leather



**WRX
2.4T tS**
Seat trim: Ultrasuede
and synthetic leather



**WRX
GT PREMIUM**
Seat trim:
Leather upholstery



**WRX
GT tS**
Seat trim: Ultrasuede and synthetic
leather (with STI branded headrest)

| MODEL | WRX 2.4T Premium | WRX 2.4T tS | WRX GT Premium | WRX GT tS |
|---|--|---|-------------------|--------------|
| TRANSMISSION | | | | |
| Subaru Performance Transmission with manual mode | • | • | • | • |
| 6-Speed Manual Transmission | • | | | |
| ENGINE | | | | |
| Engine type | Horizontally-opposed Boxer 4-cylinder, petrol engine | | | |
| Valve mechanism | DOHC 16-valve | | | |
| Bore x stroke | mm 94 x 86 | | | |
| Capacity | cc 2387 | | | |
| Compression ratio | 10.6 | | | |
| Fuel tank capacity | litres 63 | | | |
| Fuel system | Multi point direct injection | | | |
| Fuel requirement | 95 recommended | | | |
| PERFORMANCE¹ | | | | |
| Maximum power output (DIN) | kW/rpm 202kW@5600rpm | | | |
| Maximum torque (DIN) | Nm/rpm 350Nm@2000-5200rpm | | | |
| Acceleration ² 0 - 100 km/hour | seconds 6.1 | | | |
| Electronic Throttle Control system (ETC) | Drive-by-wire | | | |
| Fuel consumption (ADR81/02) ³ | combined l/100km | 8.5 (9.9 MT) | | 8.5 |
| | urban l/100km | 11.2 (13.8 MT) | | 11.2 |
| | extra urban l/100km | 7 (7.7 MT) | | 7 |
| CO ₂ emissions (ADR81/02) ³ | combined (g/km) | 192 NEDC (225 MT NEDC) | | 192 NDEC |
| Emission standards | Euro6b | | | |
| SYMMETRICAL ALL-WHEEL DRIVE | | | | |
| Type | Auto | Active Torque Split | | |
| TRANSMISSION | | | | |
| Gear ratio | 1st | 3.490 (3.455 MT) | 3.490 | |
| | 2nd | 2.031 (1.947 MT) | 2.031 | |
| | 3rd | 1.461 (1.367 MT) | 1.461 | |
| | 4th | 1.116 (1.029 MT) | 1.116 | |
| | 5th | 0.903 (0.825 MT) | 0.903 | |
| | 6th | 0.756 (0.667 MT) | 0.756 | |
| | 7th | 0.645 | 0.645 | |
| | 8th | 0.571 | 0.571 | |
| Gear ratio - reverse | | 3.394 (3.636 MT) | 3.394 | |
| Final reduction gear ratio | | 4.444 (4.444 MT) | 4.444 | |
| STEERING | | | | |
| Steering | Electric power-assisted rack-and-pinion | | | |
| Minimum turning circle (kerb to kerb) | m | 11 | | |
| SUSPENSION | | | | |
| Type | Front | McPherson strut type, independent suspension | | |
| | Rear | Double wishbone, coil springs, stabiliser bar | | |

| MODEL | WRX 2.4T Premium | WRX 2.4T tS | WRX GT Premium | WRX GT tS | |
|---|---|-----------------------|-------------------|--------------|----------|
| BRAKES | | | | | |
| Type | Front | Ventilated disc brake | | | |
| | Rear | Ventilated disc brake | | | |
| Brake booster type | Electric servo (Vacuum suspended MT) | | Electric servo | | |
| ABS | 4-channel, 4-sensor ABS with Electronic Brakeforce Distribution | | | | |
| WHEELS AND TYRES | | | | | |
| Tyre manufacturer | Dunlop | | | | |
| Tyres (width, profile, size, load index and speed rating) | 245/40R18 | | 225/45R18 | | |
| Rim size | 18x8 1/2J | | 18x7 1/2J | | |
| Wheels | 18" | | | | |
| Spare wheel | 205/50R17 | | | | |
| MEASUREMENT | | | | | |
| Overall length | mm | 4670 | 4755 | | |
| Overall width | mm | 1825 | 1795 | | |
| Overall height | mm | 1465 | 1500 | | |
| Wheel base | mm | 2675 | 2670 | | |
| Front track | mm | 1560 | 1550 | | |
| Rear track | mm | 1570 | 1545 | | |
| Minimum ground clearance ⁴ | mm | 135 | 140 | | |
| Cargo volume - rear seat up/down | litres | 414 | 411 | 492/1430 | 492/1430 |
| Seating capacity | 5 | | | | |
| Kerb weight ⁴ | kg | 1625 (1556 MT) | 1625 | 1617-1647 | 1653 |
| COLLISION AVOIDANCE | | | | | |
| Symmetrical All-Wheel Drive (SAWD) | • | • | • | • | |
| Vehicle Dynamics Control system (VDC) featuring: | • | • | • | • | |
| Electronic Stability Control (ESC) | • | • | • | • | |
| Anti-lock Braking System (ABS) | • | • | • | • | |
| Electronic Brakeforce Distribution (EBD) | • | • | • | • | |
| Brake Assist | • | • | • | • | |
| Traction Control System (TCS) | • | • | • | • | |
| TCS Limited Slip Device | • | • | • | • | |
| Active Torque Vectoring System | • | • | • | • | |
| 4-wheel disc brakes | • | • | • | • | |
| Electronic parking brake | Subaru Performance Transmission only | • | • | • | |
| Rear Automatic Braking (RAB) | | • | • | • | |
| Rear view reverse camera | • | • | • | • | |
| Blind Spot Monitor | • | • | • | • | |
| Lane change assist | • | • | • | • | |
| Rear cross traffic alert | • | • | • | • | |
| Adaptive driving beam | • | • | • | • | |

| MODEL | WRX 2.4T Premium | WRX 2.4T tS | WRX GT Premium | WRX GT tS |
|--|--|----------------|-------------------|--------------|
| Front view monitor | • | • | • | • |
| Side view monitor | • | • | • | • |
| Speed limiter | Subaru Performance Transmission only | • | • | • |
| Auto Vehicle Hold (AVH) | | • | • | • |
| COLLISION PROTECTION | | | | |
| SRS ⁷ airbags - dual front, dual front side and curtain | • | • | • | • |
| SRS ⁷ airbags - knee airbag (driver) | • | • | • | • |
| SRS ⁷ airbags - passenger seat cushion | • | • | • | • |
| Front seat belts with pretensioners and load limiters | • | • | • | • |
| 3 point A/ELR rear seat belts | • | • | • | • |
| Height adjustable seat belt anchors - driver and front passenger | • | • | • | • |
| Seat belt warning lights - all seats | • | • | • | • |
| Whiplash reduction seats | • | • | • | • |
| Rear seat headrests for 3 seating positions | • | • | • | • |
| Height and angle adjustable front seat headrests | • | • | • | • |
| Height adjustable rear seat headrests | • | • | • | • |
| Safety pedals | • | • | • | • |
| Ring-shaped passenger safety cell | • | • | • | • |
| CHILD SAFETY | | | | |
| Child seat anchor points (x3) | • | • | • | • |
| ISOFIX anchor points (x2) | • | • | • | • |
| Rear door child locks | • | • | • | • |
| INTELLIGENT DRIVING DYNAMICS | | | | |
| Driver Monitoring System (DMS) with Facial Recognition Technology: | • | • | • | • |
| Safety and personalisation package | • | • | • | • |
| Auto Stop Start | • | • | • | • |
| Subaru Intelligent Drive (SI-DRIVE) - 3 modes | | • | • | • |
| EyeSight [®] Driver Assist System featuring: | | • | • | • |
| Adaptive cruise control | Subaru Performance Transmission only | • | • | • |
| Lane departure warning with steering vibration | | • | • | • |
| Lane sway warning | | • | • | • |
| Lane centring function | | • | • | • |
| Lane vehicle start alert | | • | • | • |
| Lane keep assist | | • | • | • |
| Pre-collision throttle management | | • | • | • |
| Speed sign recognition | | • | • | • |
| Intelligent speed limiter | | • | • | • |
| Autonomous emergency steering | | • | • | • |
| Electronic Throttle Control system (ETC) | • | • | • | • |
| Tyre Pressure Monitoring System | • | • | • | • |
| Electronic Control Dampers | | • | | • |
| Drive Mode Select (4 modes) | | • | | • |

| MODEL | WRX 2.4T Premium | WRX 2.4T tS | WRX GT Premium | WRX GT tS |
|---|---------------------|----------------|-------------------|----------------|
| CHASSIS AND MECHANISM | | | | |
| Front and rear stabiliser | • | • | • | • |
| Electric brake booster system | • | • | • | • |
| EXTERIOR | | | | |
| Body coloured mirrors, door handles and shark fin antenna | • | • | • | • |
| Bonnet scoop | • | • | • | • |
| Bonnet with gas strut | • | • | • | • |
| Wiper de-icer | • | • | • | • |
| Detachable module type windscreen wipers | • | • | • | • |
| Power folding door mirrors with indicators - Heated | • | • | • | • |
| Door mirrors - auto dipping (passenger side), auto power-folding, position memory | • | • | • | • |
| Electric sunroof | • | • | • | • |
| Spare alloy wheel | | 17" | | |
| Privacy glass on rear door, rear quarter and rear wind-screen glass | • | • | • | • |
| Rear spoiler | • | • | • | • |
| Black Side cladding | • | • | • | • |
| 18" alloy wheels | Dark Grey Finish | Machine Finish | Machine Finish | Machine Finish |
| tS exterior badging | | • | | • |
| STI branded rear mufflers | | | | • |
| LIGHTING - INTERIOR | | | | |
| LED cabin and cargo area lights | • | • | • | • |
| Illuminated ignition ring | | Push button | | |
| Map lights (x2) | • | • | • | • |
| Welcome lights (coming home function) | • | • | • | • |
| LIGHTING - EXTERIOR | | | | |
| LED headlights - dusk sensing | • | • | • | • |
| LED headlights - auto high and low beam with auto off | • | • | • | • |
| Rear bumper reflectors | • | • | • | • |
| LED rear combination lights | • | • | • | • |
| LED front fog lamps | • | • | • | • |
| LED daytime running headlights | • | • | • | • |
| LED steering responsive headlights | • | • | • | • |
| LED rear stoplight | • | • | • | • |
| AIR-CONDITIONING | | | | |
| Air-conditioning - dual zone climate control with rear vents | • | • | • | • |
| Anti-dust filter | • | • | • | • |
| Front and side demisters | • | • | • | • |
| Rear windscreen demister (electric with timer) | • | • | • | • |
| SECURITY | | | | |
| Immobiliser security system | • | • | • | • |

| MODEL | WRX 2.4T Premium | WRX 2.4T tS | WRX GT Premium | WRX GT tS |
|---|--|----------------|-------------------|--------------|
| INSTRUMENTATION AND CONTROLS | | | | |
| Adjustable steering wheel - height and telescopic | • | • | • | • |
| Electroluminescent gauges | • | • | • | • |
| Instrument cluster | • | • | • | • |
| Paddle gear shift on steering column | Subaru Performance Transmission only | • | • | • |
| Steering wheel controls: | • | • | • | • |
| Audio | • | • | • | • |
| Adaptive cruise control | • | • | • | • |
| Bluetooth [®] | • | • | • | • |
| EyeSight [®] Driver Assist system | Subaru Performance Transmission only | • | • | • |
| MID | • | • | • | • |
| SI-Drive | • | • | • | • |
| Integrated Multi-information Display (MID) featuring: | • | • | • | • |
| Fuel economy and journey information | • | • | • | • |
| Eco-gauge information | • | • | • | • |
| EyeSight [®] | Subaru Performance Transmission only | • | • | • |
| Auto Start Stop | | • | • | • |
| SI-Drive | | • | • | • |
| Twin trip meter - switchable | • | • | • | • |
| STORAGE | | | | |
| Cargo luggage hooks | • | • | • | • |
| Centre console box | • | • | • | • |
| Cupholders - rear and centre console | • | • | • | • |
| Door pockets with integrated bottle holder - front and rear | • | • | • | • |
| In-dash console box | • | • | • | • |
| Pull-out cargo area tie-down points | • | • | • | • |
| Rear retractable centre cushion table with cupholders | • | • | • | • |
| Seat back pocket - driver and front passenger side | • | • | • | • |
| Tool kit | • | • | • | • |
| CONVENIENCE | | | | |
| 12v/120W power jacks (x1) | • | • | • | • |
| Boot/tailgate auto unlock on remote central locking keys | • | • | • | • |
| Illuminated sunvisor with vanity mirrors - driver and front passenger | • | • | • | • |
| Intermittent variable speed front windscreen wipers | • | • | • | • |
| Rain sensing front windscreen wipers | • | • | • | • |
| Power steering, mirrors and windows | • | • | • | • |
| Powered tailgate with hands-free badge sensor | • | • | • | • |
| Rear seat centre armrest | • | • | • | • |
| Rear seat centre armrest | • | • | • | • |
| Remote central locking keys (x2) | • | • | • | • |

| MODEL | WRX 2.4T Premium | WRX 2.4T tS | WRX GT Premium | WRX GT tS |
|---|---------------------|------------------|-------------------|------------------|
| SEATING EXTRAS | | | | |
| 60/40 split folding rear seats - sedan | • | • | • | • |
| 40/20/40 split folding rear seats - wagon | | | | |
| 10-way power seat – driver | • | • | • | • |
| 8-way power seat - front passenger | • | • | • | • |
| Heated seats - driver and front passenger | • | • | • | • |
| Heated seats - rear outboard seats | • | • | • | • |
| INTERIOR TRIMS | | | | |
| Cargo area carpet colour - Black | • | • | • | • |
| Leather steering wheel | • | with STI badging | • | with STI badging |
| Seat trim - Ultrasuede and synthetic leather | • | • | | • |
| Seat trim - Leather ⁹ | | | • | |
| Interior Stitching - Red | • | • | • | • |
| Headrest embossing | WRX | WRX | | STI |
| STI badging on instrument cluster | | • | | • |
| Sports pedals - alloy | • | • | • | • |
| ENTERTAINMENT | | | | |
| Infotainment system featuring: | • | • | • | • |
| 11.6" LCD touchscreen | • | • | • | • |
| AM/FM radio | • | • | • | • |
| Single CD player | | • | | • |
| Apple CarPlay [™] and Android Auto [™] | • | • | • | • |
| MP3/WMA/iPod compatible | • | • | • | • |
| Satellite Navigation system with complimentary 3 year map updates ¹⁰ | • | • | • | • |
| Harman Kardon [®] speakers | • | • | | |
| Bluetooth [®] wireless technology with: | • | • | • | • |
| Handsfree mobile communication | • | • | • | • |
| Audio streaming ¹¹ | • | • | • | • |
| Siri compatibility | • | • | • | • |
| Voice command recognition | • | • | • | • |
| Auxiliary jack - front centre console | • | • | • | • |
| USB connection - 4 | • | • | • | • |
| WARRANTY | | | | |
| 3 year/100,000km warranty | • | • | • | • |

Subaru of New Zealand reserves the right to change mechanical specification and equipment levels without notice. 1. All performance data measured using 95RON as required by Australian Design Rule 81/02. Vehicles tested in accordance with ADR 81/02. 2. Acceleration test performed under controlled conditions. 3. Fuel consumption figures calculated in accordance with Australian Design Rule 81/02. CO2 emissions are based on NEDC figures. 4. Ground clearance at kerb weight. 5. Vehicle kerb weight and tare mass varies according to the types of equipment included. 6. The Australasian New Car Assessment Program (ANCAP) gives consumers consistent information on the level of occupant protection provided by vehicles in serious front and side crashes. 7. SRS: Supplemental Restraint System. Effective when used in conjunction with seat belts. 8. Bluetooth[®] is a registered trademark of Bluetooth SIG Inc. System operation ability is subject to Bluetooth[®] wireless technology specification of individual's phone. 9. Some parts of the seating are not full natural leather. 10. Complimentary Satellite Navigation maps updates are available on Subaru vehicles during scheduled services at an Authorised Subaru Centre up to three times in the first three years of the vehicle's lifecycle. 11. There may be restrictions on features available for certain models that are not fully compliant with AVCRP.

SUBARU.CO.NZ

©SUBARU OF NEW ZEALAND

All rights reserved.

Subaru reserves the right to vary vehicle specifications and standard features in New Zealand from those detailed in this brochure. Vehicles shown in this brochure may be fitted with accessories or may feature equipment that is not available on New Zealand-spec models. Please check with your local Authorised Subaru Centre. No part of this brochure can be reproduced without written permission from Subaru of New Zealand. Call: 0800 SUBARU (0800 782 278) or visit subaru.co.nz

22SPVWRX

